


# Blending a Hand

## Concept Worksheets 2



Supporting New Finding Out  
David Lisgo

# Title, Homework Record and Page Number

Name \_\_\_\_\_

FO1/10 Writing WS 1	<b>1</b>	FO1/11 Criss Cross	<b>21</b>
FO1/10 Word Search 1	<b>2</b>	FO1/11 What is it? (ch)	<b>22</b>
FO1/10 Writing WS 2	<b>3</b>	FO1/11 What is it? (sh)	<b>23</b>
FO1/10 Crossword 1	<b>4</b>	FO1/11 What is it? (ee)	<b>24</b>
FO1/10 Writing WS 3	<b>5</b>	FO1/11 What is it? (ea)	<b>25</b>
FO1/10 Word Search 2	<b>6</b>	FO1/12 Word Links	<b>26</b>
FO1/10 Writing WS 4	<b>7</b>	FO1/12 Block Puzzle	<b>27</b>
FO1/10 Crossword 2	<b>8</b>	FO1/12 Word Jumble	<b>28</b>
FO1/10 Writing WS 5	<b>9</b>	FO1/12 Circle Word	<b>29</b>
FO1/11 Word Links	<b>10</b>	FO1/12 Missing Letters	<b>30</b>
FO1/11 Block Puzzle	<b>11</b>	FO1/12 Criss Cross A	<b>31</b>
FO1/11 Word Jumble	<b>12</b>	FO1/12 Word Shapes	<b>32</b>
FO1/11 Circle Word	<b>13</b>	FO1/12 Syllabification	<b>33</b>
FO1/11 Missing Letters	<b>14</b>	FO1/12 Writing WS 1	<b>34</b>
FO1/11 Criss Cross A	<b>15</b>	FO1/12 Word Search	<b>35</b>
FO1/11 Word Shapes	<b>16</b>	FO1/12 Crossword	<b>36</b>
FO1/11 Syllabification	<b>17</b>	FO1/12 Criss Cross	<b>37</b>
FO1/11 Writing WS 1	<b>18</b>	FO1/12 What is it? (oo)	<b>38</b>
FO1/11 Word Search	<b>19</b>	FO1/12 What is it? (ar)	<b>39</b>
FO1/11 Crossword	<b>20</b>	FO1/12 What is it? (oo)	<b>40</b>

# Title, Homework Record and Page Number

Name \_\_\_\_\_

FO1/12 What is it? (ou)	41	FO1/15 Word Links	61
FO1/13 Writing WS 1	42	FO1/15 Block Puzzle	62
FO1/13 Writing WS 2	43	FO1/15 Word Jumble	63
FO1/13 Writing WS 3	44	FO1/15 Circle Word	64
FO1/14 Word Links	45	FO1/15 Missing Letters	65
FO1/14 Block Puzzle	46	FO1/15 Criss Cross A	66
FO1/14 Word Jumble	47	FO1/15 Word Shapes	67
FO1/14 Circle Word	48	FO1/15 Syllabification	68
FO1/14 Missing Letters	49	FO1/15 Writing WS 1	69
FO1/14 Criss Cross A	50	FO1/15 Word Search	70
FO1/14 Word Shapes	51	FO1/15 Writing WS 2	71
FO1/14 Writing WS 1	52	FO1/15 Crossword	72
FO1/14 Word Search	53	FO1/15 Writing WS 3	73
FO1/14 Writing WS 2	54	FO1/15 Word Search 1	74
FO1/14 Crossword	55	FO1/15 Crossword 1	75
FO1/14 Criss Cross	56	FO1/15 Criss Cross	76
FO1/14 What is it? (or)	57	FO1/15 What is it? (oa)	77
FO1/14 What is it? (ir)	58	FO1/15 What is it? (ay)	78
FO1/14 What is it? (ow)	59	FO1/15 What is it? (ow)	79
FO1/14 What is it? (oy)	60	FO1/15 What is it? (ai)	80

## Blending a Hand: Concept Worksheets

Blending a Hand (BAH) Concept Worksheets have been designed to support and consolidate the materials and skills found in *New Finding Out (NFO) 1* by David Paul; 'Concept Worksheets 1' covers units 1 through 9 and 'Concept Worksheets 2', units 10 through 15. The most important units in NFO 1 are units 7 through 9, where the students learn about blending and segmenting. Segmenting is the ability to separate words into units of sound. Blending is the ability to join units of sound into words. To get the best use out of these worksheets, I recommend teaching blending and segmenting from the very start and to continue teaching it right through the book. When practicing blending and segmenting during reading and writing activities, it is always important to use only the sounds and letters which the students have already learnt.

The order of introduction in BAH's Concept Worksheets, matches perfectly the order found in NFO, the numbering system is closely associated with NFO. For example, if a worksheet has in its title "FO1/11", it suggests that the earliest possible time that this worksheet can be used is from unit 11 of NFO 1. This is not necessarily a recommendation that you use the worksheet at this time, the main factors in your decision will be your own teaching style and the age and the ability of your student; you may wish to hold back some of the more challenging worksheets to use with units 7-9 of NFO or for use as review after starting NFO2. Try devising classroom activities around the worksheets and use the worksheets to consolidate the skills taught. Initially, it may be best to introduce and use some of the worksheets in the classroom, but once your students have grasped what to do, then you can safely give them for homework. In Concept Worksheets 2 there are about 25 worksheets designed specifically for use with or after NFO1 unit 15, this is to help attain a smooth transition between NFO1 and NFO2.

Many more printable Concept Worksheets can be found on the digital data disk (New) BAH 1, which is available directly from myself or through ELTBooks (URL <http://www.eltbooks.com/>).

In this latest printing (2011) the order of introduction of the worksheets has been modified to better suit a steady progression from simple to complex.

Let me speak a little about some of the worksheets and concepts.

Concept 1: initial letter/sound recognition. Block Puzzles, First Letters, Initial Sounds and Picture Sums focus on initial letters. Picture Sums puts this skill to practical use.

Concept 2: medial and final letter recognition. Use Missing Letter puzzles.

Concept 3: blending. Word Links, Word Sums and Syllabification practise this skill.

Concept 4: segmenting. Word Jumble, Word Merge and Blackout Puzzles focus on segmenting.

Concept 5: letter formation. Use Printing Practice and Letter Formation Worksheets (found in BAH 'Writing Worksheets').

Concept 6: word formation. Word Shapes help students to realise the importance of ascenders and descenders.

Concept 7: sentence formation. Use the Cut and Paste Worksheets in level 2, the Writing Worksheets from levels 1 and 2 and the Letter Formation Worksheets from levels 2.

Concept 8: spelling. Some Criss Cross Puzzles and Crosswords concentrate on spelling.

Concept 9: reading. Mazes, Picture Links, Word Searches and some Criss Cross Puzzles concentrate on reading.

Concept 10: testing. All the worksheets act as an informal test platform which will help you assess your students and find their weaknesses and strengths.

Concept 11: fun and usability. All the worksheets are designed to make them as practical as possible and their self explanatory design makes them ideal for homework.

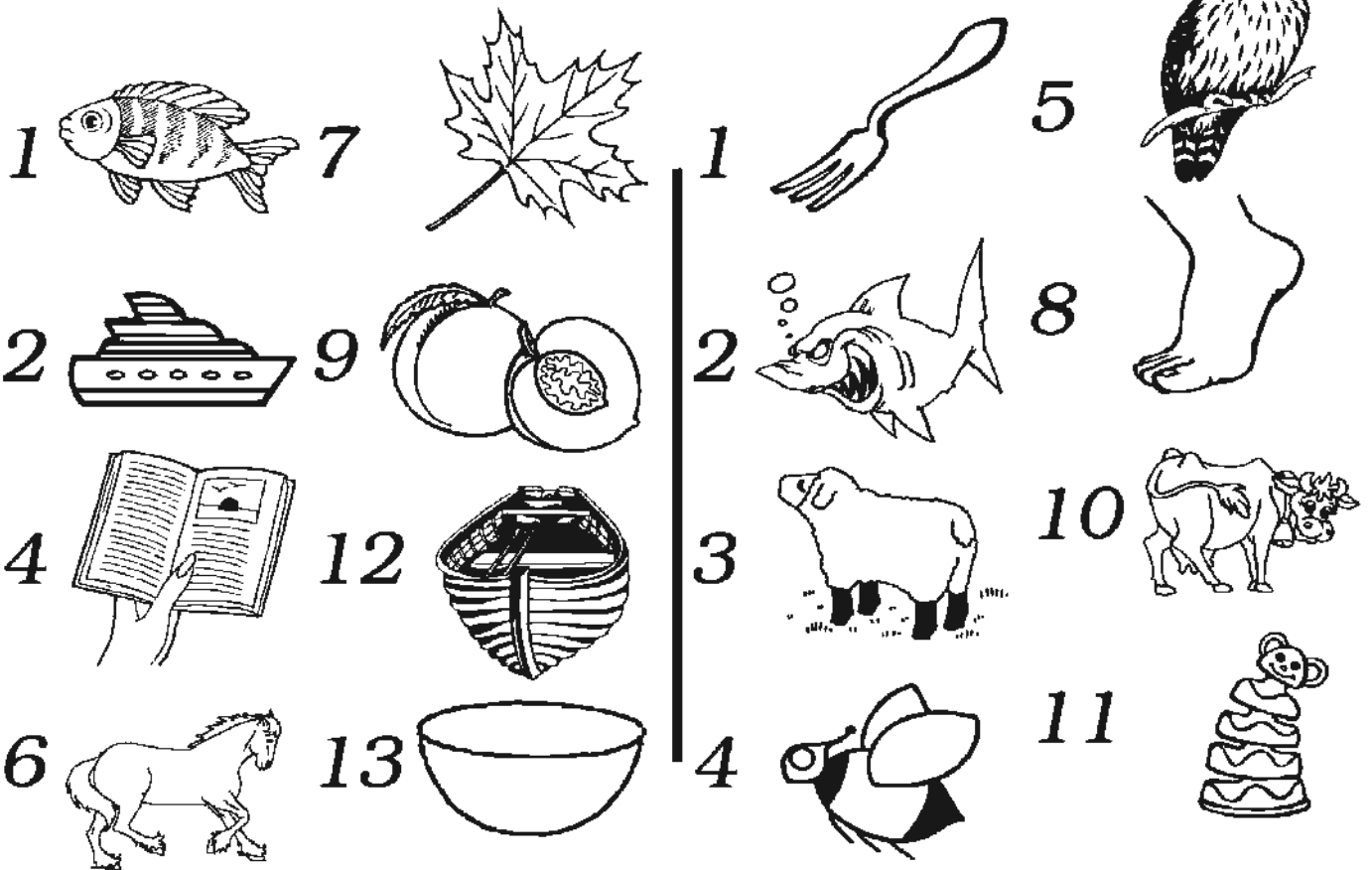

In reality, most of the worksheets use and practice more than one concept, but the focus is often on a single concept.

If you have any questions or comments about these worksheets, then please don't hesitate to contact me.



Sincerely,

David Lisgo

stedefaest@ybb.ne.jp



FO1/15 Criss Cross Puzzle Name \_\_\_\_\_



z e b r a

