

Blending a Hand

Writing Concepts 1



Supporting New Finding Out

David Lisgo

Title, Homework Record and Page Number

Name _____

Aa ant	1	Uu up	21
Bb bus	2	Vv vet	22
Cc cactus	3	Ww wind	23
Dd duck	4	Xx fox	24
Ee elf	5	Yy yak	25
Ff frog	6	Zz zip	26
Gg gift	7	ABC Links	27
Hh hand	8	What is it? 1	28
Ii ink	9	What is it? 2	29
Jj jet	10	What is it? 3	30
Kk kid	11	ee queen	31
Ll log	12	ea leaf	32
Mm milk	13	sh fish	33
Nn nest	14	ch sandwich	34
Oo ox	15	Words/Sentences ee	35
Pp pig	16	Words/Sentences ea	36
Qq quilt	17	Words/Sentences sh	37
Rr rabbit	18	Words/Sentences ch	38
Ss sad	19	Compound Words 1	39
Tt tent	20	oo cookbook	40

Title, Homework Record and Page Number

Name _____

oo moon	41	Words/Sentences oy	61
or shark	42	Compound Words 3	62
ou cloud	43	Is it a cow?	63
Words/Sentences oo	44	Word Sets 2	64
Words/Sentences oo	45	oa goat	65
Words/Sentences or	46	ow fishbowl	66
Words/Sentences ou	47	ay playing	67
Compound Words 2	48	ai train	68
Bang! Is it a bat?	49	Words/Sentences oa	69
Is it a dog?	50	Words/Sentences ow	70
Splash! Is it a fish?	51	Words/Sentences ay	71
Is it a fish?	52	Words/Sentences ai	72
Word Sets 1	53	Compound Words 4	73
or fork	54	What is it? 4	74
ir bird	55	What is it? 5	75
ow owl	56	What is it? 6	76
oy toy	57	Double Links	77
Words/Sentences or	58	Splash! Is it a tail?	78
Words/Sentences ir	59	Is it a goat?	79
Words/Sentences ow	60	Word Sets 3	80

Some of the words used in this workbook

ee

bee
chimpanzee
coffee
deep
eel
feeding
green
Greenland
jeep
keeps
needs
queen
see
sheep
sheepdog
sleeping
sleeps
tree

ea

beach
beating
cleaning
eating
leaf
peach
reading
reads
real
sea
seagull
seal
seat
steam
tea
teacup

sh

brush
crashing
fish
fishtank
ship

shock

shop

shopping

ch

bench
branch
cash
cheese
chicken
children
chipmunk
chopping
French
lunch
lunchbox
ostrich
rich
sandwich

OO (book)

book
books
bookshelf
cook
cookbook
cooking
crook
fishhook
footprint
good
wooden

OO (spoon)

baboon
bedroom
boot
food
igloo
kangaroo
looking
moon
pool
spoon
zoo

ar

alarm
car
cars
card
carpet
garden
scarf
shark
startish

OU

about
around
cloud
clouds
couch
doghouse
hound
house
loud
mouse
out
outhouse
round
roundabout
shoufing

or

bighorn
fork
forklift
horn
horns
horse
morning
ornament
popcorn
seahorse
stork

ir

bird
birdhouse

birds

dirt
first
flirt
girl
shirt
skirt
songbird
twirling

OW

clown
cow
cowboy
cowgirl
cows
crown
owl
sow
towel
town
gown

oy

bellboy
boy
convoy
cowboy
enjoy
toy

toybox
toys
toyshop

oa

boat
cockroaches
coat
goal
goat
raincoat
road
soap
toad
toadstool

OW

blowing
bow
bowl
bowling
crow
fishbowl
pillow
slow
snow
snowman
tow
towing
window

ay

crayfish
crayons
daydreaming

haystack
play
playhouse

playing
praying
spray
Sunday
tray

ai

mail
mailbox
mailman
painting
rain
rainbow
sail
sailboat
sails
sailboat
snail
Spain
tail
train
waitress

Notes for teachers: BAH Writing Concepts 1

"When should I start this workbook?" For New Finding Out (NFO) users, after at least completing units 1-9 of NFO 1. If non users, then after students know the 26 alphabet phonemes/graphemes and have worked on blending and segmenting. You must work on the *double sounds* of NFO 1 to progress beyond page 30 of the workbook.

Writing Concepts 1 is a collection of NFO related worksheets giving reading, writing and sentence formation practice to help your students with their spelling, and reading and writing fluency, they consolidate and expand upon phonics, vocabulary and structures previously taught in the classroom.

The worksheets don't have any written instructions and, the design being self explanatory, children work out for themselves what to do. Usually written instructions need teacher or parental intervention. The worksheets are all child-centred and ideal for homework or use in class when you need to consolidate or work with children individually. IMO it is best to set homework and keep all the class on the same page. For students who are really keen on doing their worksheets, then give them extra work from the worksheets found in the BAH disks 1-4. Use the "contents" pages to set homework and colour in the circular page number to signify that you have checked the work.

Many teachers have used the BAH workbooks successfully with remedial students who may be failing at school or getting left behind in one of your own classes. Other times they are useful for the bright new student who may need to catch up on her reading skills before joining a more experienced class of a similar age group. It's time consuming I know, but whenever possible do check the students' homework. We encourage them to come a little early so that we can spend more time checking. If you are unsure of any of the vocabulary yourself, then check the vocabulary lists and complete a workbook yourself so as to become familiar with the work. Have the children read what they have written and ask for what they don't know.

If you have any questions or comments about this workbook, then please don't hesitate to contact me.

Sincerely,

David Lisgo

Letter Formation Worksheets: *single letter sounds*

The 26 worksheets follow a 9 line pattern of lowercase letter, uppercase letter, word, word, short decodable sentence or sentence fragment, word, word, an extended grammatically correct sentence, which aptly describes the picture and a line for the students to copy the "sentence". Where there is space, students continue writing (printing) to the end of the line. Students read what they have written before the page is accepted by the teacher.

Letter Formation Worksheets: *double letter sounds*

These 16 worksheets follow a similar pattern to the *single letter sounds* worksheets, with more emphasis on students writing whole words and sentences. Vocabulary extension is integral to all LFWs.

Words and Sentences Worksheets

Each of these 16 worksheets focuses on a *double letter sound*. Students trace over a phonetically regular grammatically correct sentence, each sentence has 1-3 keywords of a particular phoneme/spelling pattern. Students read what they have written, match each sentence to a picture and highlight keywords by writing them under the pictures.

Question and Answer Worksheets

There are 13 worksheets of varying designs, scattered thoughtfully throughout the workbook, which focus on the structures "What is it?" "It's a ..." and "Is it a ...?" "Yes/No, it ..."

Compound Words Worksheets

Four worksheets in this series, introducing a total of 24 compound words. Students have to draw pictures and/or write words under them using their present knowledge and a little common sense.


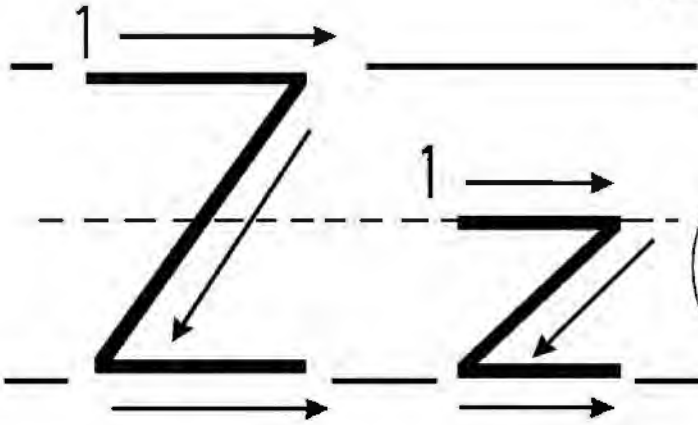
Word Sets Worksheets

Just 3 of these worksheets. Students identify the 21 pictures in each worksheet by writing the words under them and then sort the words into the columns according to their phoneme/spelling pattern.

Letter Links Worksheets

Students fill in the missing letters in these 2 worksheets and then link the words to the pictures.

Name _____



please please please

zip it zip it zip it

Please zip it. Please zip it.

stop stop stop

yelling yelling yelling

Please stop yelling and zip it.

zip it

Name _____

Words and Sentences

1 A green jeep is traveling in Africa.

2 A big tree is standing in a forest.

3 A long eel is swimming in the sea.

4 A big queen bee is sitting.

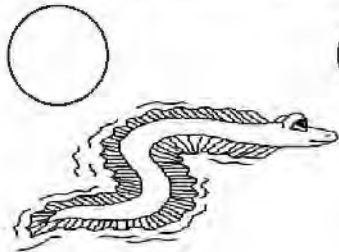
5 A queen is sleeping on a soft bed.

6 A man is drinking hot coffee.

7 It's a sheepdog and 2 sheep.

8 A chimpanzee is eating lunch.

Trace, Read, Match and Write



green

jeep

